

VICTIMIZATION TRENDS:  
MULTNOMAH COUNTY & THE CITY  
OF PORTLAND

SEPTEMBER 2007

REPORT #012-07

MATT NICE, PRINCIPAL ANALYST  
BUDGET OFFICE EVALUATION  
MULTNOMAH COUNTY, OREGON

[WWW.CO.MULTNOMAH.OR.US](http://WWW.CO.MULTNOMAH.OR.US)

## VICTIMIZATION TRENDS: MULTNOMAH COUNTY & THE CITY OF PORTLAND

There are several victimization surveys performed locally and regularly. Budget Office Evaluation collects and reports upon the Multnomah County Auditor's Office Citizen Survey (annual; last data FY2006), the City of Portland Auditor's Office Service Efforts and Accomplishments (annual; last data FY2006), and the Portland Police Community Assessment Survey (every two years; last data CY2005). This report highlights the overall trends for each.<sup>1</sup>

*Victimization* refers to a crime as it affects one individual person or household. Not all crimes are reported, therefore reported offenses tend to undercount the incidents of crime. The amount of underreporting varies by type of offense. Victimization studies are conducted to assess the amount of crime that goes unreported.

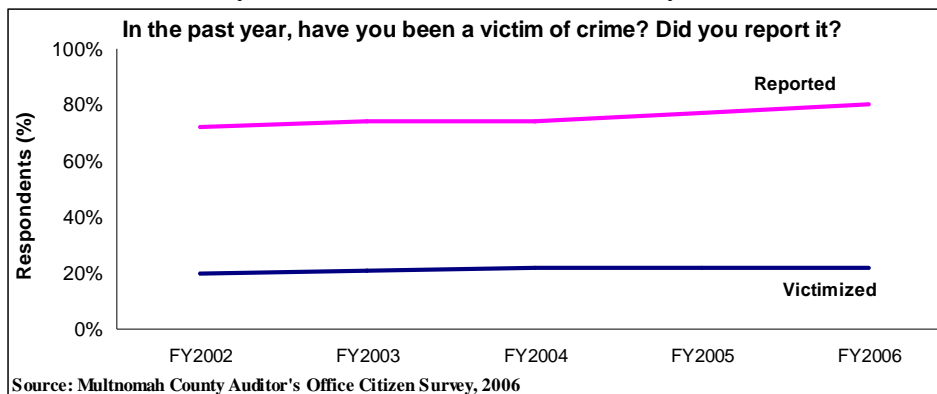
Results of each survey vary when compared to each other. Variance represents the differing methodologies employed, the various questions asked, the types of crimes or circumstances queried, the differing time periods, and the geographic differences examined.

### Overall

In general, victimization locally (County or Portland, specific or overall measures) is relatively flat or has been somewhat declining. Victimization is not increasing; overall victimization in the last 12 months was 22% for Multnomah County and 26% for the City of Portland.

The likelihood of reporting the victimization to police is highly dependent on the type of crime (e.g., auto theft is much more likely to be reported than sexual assault). Examining the County or Portland, specific or general measures shows a mixed set of results, with no clear trend up, down or flat. Below are the most up-to-date trends for each measure and geographic region.<sup>2</sup>

### Multnomah County (Auditor's Office Citizen Survey)



**Figure 1. Multnomah County, Overall**

<sup>1</sup> Refer to each organization's report for individual annual sample sizes, error rates, and notes regarding varying methods.

<sup>2</sup> Note the next updated sets of data are not expected until the end of 2007.

Portland (Auditor's Office Service Efforts and Accomplishments)

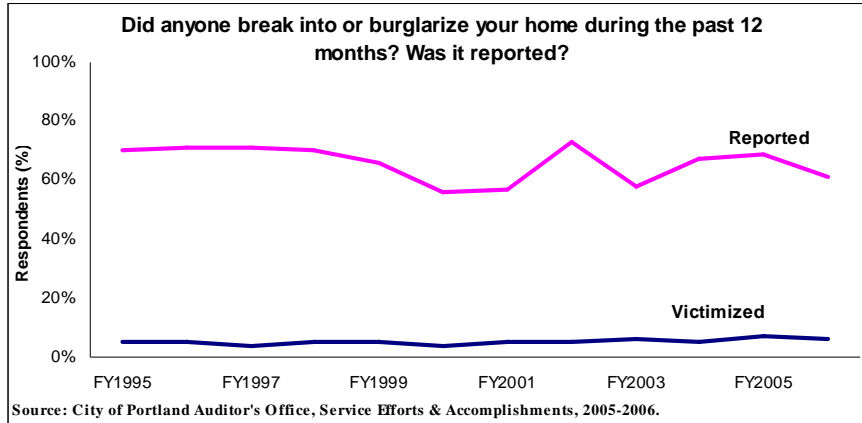


Figure 2. City of Portland, Burglary

Portland (Auditor's Office Service Efforts and Accomplishments)

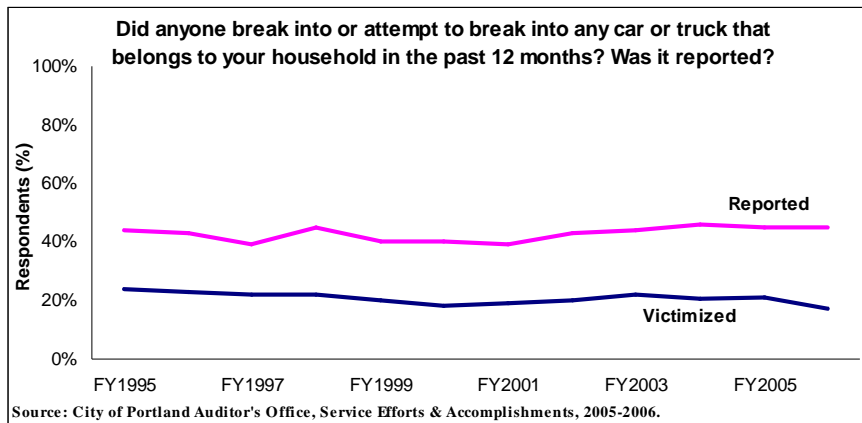


Figure 3. City of Portland, Car Prowl

Portland Police Bureau (Community Assessment Survey)

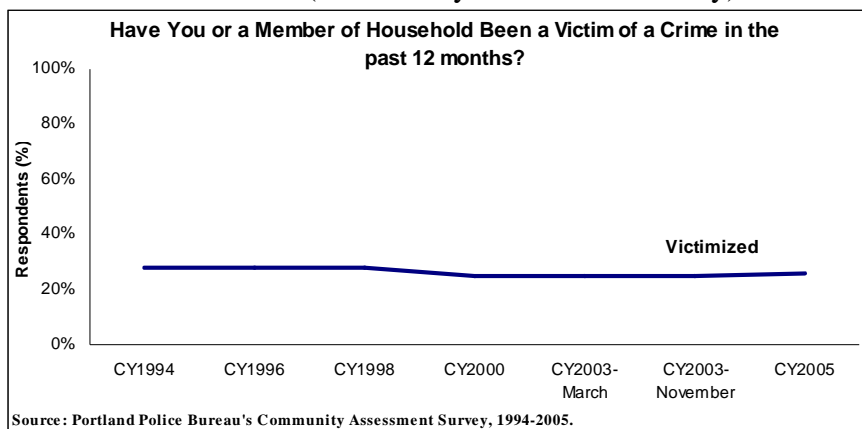


Figure 4. Portland Police (City of Portland), Overall

Portland Police Bureau (Community Assessment Survey)

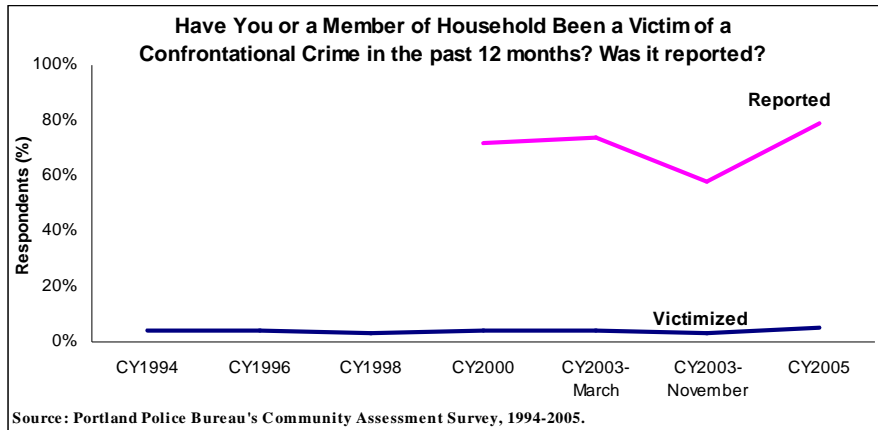


Figure 5. Portland Police (City of Portland), Confrontational<sup>3</sup>

Portland Police Bureau (Community Assessment Survey)

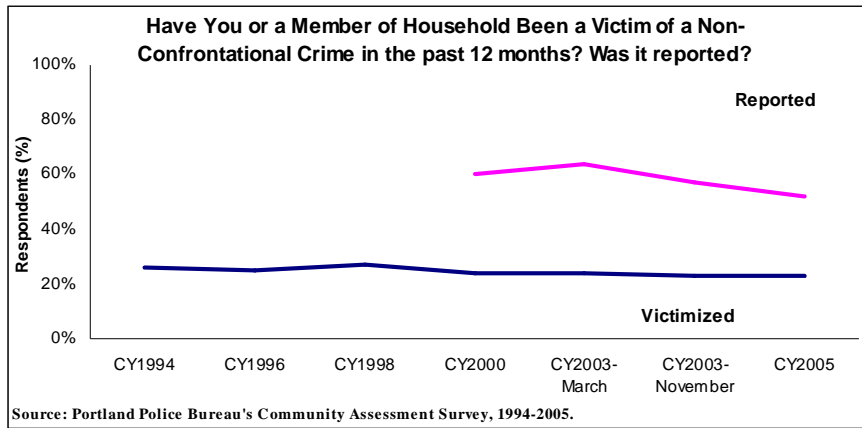


Figure 6. Portland Police (City of Portland), Non-Confrontational

<sup>3</sup> Confrontational was defined as any crime where the criminal confronts or physically harms the victim, such as an assault, mugging, rape, carjacking, or armed robbery.