

SUMMARY REPORT

Washington County
Special District Election
May 15, 2007

(Totals)

Run Date:05/31/07 09:35 AM

	VOTES	PERCENT
PRECINCTS COUNTED (OF 158)	158	100.00
REGISTERED VOTERS - TOTAL	243,532	
BALLOTS CAST - TOTAL	42,724	
BALLOTS CAST - BLANK	202	.47
VOTER TURNOUT - TOTAL		17.54
VOTER TURNOUT - BLANK		.08

Clackamas ESD Director at Large

	VOTES	PERCENT
Vote for 1		
Curtis (Dick) Smith	32	100.00
WRITE-IN	0	
Over Votes	0	
Under Votes	2	

Multnomah ESD Dir. Pos. 2 At Large

	VOTES	PERCENT
Vote for 1		
Frederick (Rick) Okamura	39	25.83
John H. Kilian	69	45.70
Zak Johnson	42	27.81
WRITE-IN	1	.65
Over Votes	0	
Under Votes	159	

Multnomah ESD Dir. Pos. 6 At Large

	VOTES	PERCENT
Vote for 1		
Robert R. Weaver	35	22.73
Janice Gratton	118	76.62
WRITE-IN	1	.65
Over Votes	0	
Under Votes	156	

PCC Director Zone 5

	VOTES	PERCENT
Vote for 1		
David C. Squire	5,721	98.91
WRITE-IN	63	1.09
Over Votes	1	
Under Votes	2,395	

PCC Director Zone 7

	VOTES	PERCENT
Vote for 1		
Marilyn McGlasson	10,037	98.22
WRITE-IN	182	1.78
Over Votes	0	
Under Votes	4,568	

Banks School District #13 Dir Pos 3

	VOTES	PERCENT
Vote for 1		
Duane Lundsten	644	97.43
WRITE-IN	17	2.57
Over Votes	0	
Under Votes	215	

Banks School District #13 Dir Pos 5

	VOTES	PERCENT
Vote for 1		
Gene Kelly	346	41.00
Kathleen Edison	489	57.94
WRITE-IN	9	1.07
Over Votes	0	
Under Votes	32	

Beaverton School District #48 Dir Zone 2

	VOTES	PERCENT
Vote for 1		
Tom Quillin	13,464	98.81
WRITE-IN	162	1.19
Over Votes	0	
Under Votes	4,565	

Beaverton School District #48 Dir Zone 3

	VOTES	PERCENT
Vote for 1		
Bob Shook	4,907	28.83
Narendar B. Sahgal	1,990	11.69
Mary VanderWeele	10,093	59.29
WRITE-IN	32	.19
Over Votes	18	
Under Votes	1,251	

Beaverton School District #48 Dir Zone 4


	VOTES	PERCENT
Vote for 1		
Sarah A. Smith	5,837	51.73
Denise von Nagy	5,344	47.36
WRITE-IN	102	.90
Over Votes	4	
Under Votes	7,004	

Beaverton School District #48 Dir Zone 6

	VOTES	PERCENT
Vote for 1		
Jeff Hicks	12,888	98.86
WRITE-IN	148	1.14
Over Votes	1	
Under Votes	5,254	

Beaverton School District #48 Dir Zone 7

	VOTES	PERCENT
Vote for 1		
Keith Kern	3,677	22.71
Linda M. Degman	5,338	32.97
Lisa Shultz	7,133	44.06
WRITE-IN	42	.26
Over Votes	6	
Under Votes	2,095	



CERTIFIED TO BE A TRUE AND
CORRECT COPY OF THE ORIGINAL
Date May 31, 2007
WASHINGTON COUNTY
ELECTIONS DIVISION
BY [Signature]

SUMMARY REPORT

Washington County
Special District Election
May 15, 2007

(Totals)

Run Date:05/31/07 09:35 AM

VOTES PERCENT

VOTES PERCENT

Hillsboro School District 1J Dir Pos 5

Vote for 1
Sam Heiney 1,946 23.92
Lisa M. Poehlitz 1,411 17.34
Beth Graser 2,252 27.68
John Napolitano 862 10.60
Beth A. King 583 7.17
James Smith 1,055 12.97
WRITE-IN 26 .32
Over Votes 9
Under Votes 397

Hillsboro School District 1J Dir Pos 7

Vote for 1
John D. Peterson 6,314 83.08
Don R. Shannon 1,219 16.04
WRITE-IN 67 .88
Over Votes 0
Under Votes 941

Lake Oswego School Dist #7JT Dir Pos 1

Vote for 1
Bill Swindells 11 100.00
WRITE-IN 0
Over Votes 0
Under Votes 1

Lake Oswego School Dist #7JT Dir Pos 5

Vote for 1
Curt Sheinin 11 100.00
WRITE-IN 0
Over Votes 0
Under Votes 1

Newberg School District #29JT Dir Zone 2

Vote for 1
Job Rabinowitz 6 17.14
Mark Ankeny 14 40.00
Jim Bascom 11 31.43
Jeff D. Tant 4 11.43
WRITE-IN 0
Over Votes 0
Under Votes 17

Newberg School District #29JT Dir Zone 3

Vote for 1
Melinda VanBossuyt 36 100.00
WRITE-IN 0
Over Votes 0
Under Votes 16

Newberg School District #29JT Dir Zone 6

Vote for 1
Michele (Mitsi) Vondrachek 35 100.00
WRITE-IN 0
Over Votes 0
Under Votes 17

Newberg School District #29JT Dir Zone 7

Vote for 1
Debbie Hawblitzel 17 48.57
Michael Richter 18 51.43
WRITE-IN 0
Over Votes 0
Under Votes 17

Portland School District #1JT Dir Zone 1

Vote for 1
Ruth Adkins 181 71.26
Douglas F. Morgan 72 28.35
WRITE-IN 1 .39
Over Votes 0
Under Votes 56

Portland School District #1JT Dir Zone 2

Vote for 1
David Wynde 144 70.94
Michele Schultz 58 28.57
WRITE-IN 1 .49
Over Votes 0
Under Votes 107

Portland School District #1JT Dir Zone 3

Vote for 1
Bobbie Regan 201 98.53
WRITE-IN 3 1.47
Over Votes 0
Under Votes 106

Portland School District #1JT Dir Zone 7

Vote for 1
Dilafroz Williams 174 97.75
WRITE-IN 4 2.25
Over Votes 0
Under Votes 132

Scappoose School Dist #1JT Dir Zone 1

Vote for 1
Jim Hoag 8 100.00
WRITE-IN 0
Over Votes 0
Under Votes 3



SUMMARY REPORT

Washington County
Special District Election
May 15, 2007

(Totals)

Run Date:05/31/07 09:35 AM

VOTES PERCENT

VOTES PERCENT

Tigard Water Com Pos 5
Vote for 1
Charles F. Radley 839 90.90
WRITE-IN. 84 9.10
Over Votes 0
Under Votes 247

Wolsborn Farm Water Com Pos 2
Vote for 1
NO CANDIDATE FILED 0
WRITE-IN. 18 100.00
Over Votes 0
Under Votes 13

Tualatin Valley Water Com Pos 1
Vote for 1
Marie Haynes 6,483 54.17
Stephen Pearson 5,461 45.63
WRITE-IN. 23 .19
Over Votes 1
Under Votes 2,011

Wolsborn Farm Water Com Pos 4
Vote for 1
NO CANDIDATE FILED 0
WRITE-IN. 17 100.00
Over Votes 0
Under Votes 14

Tualatin Valley Water Com Pos 4
Vote for 1
Edward J. Cleary 5,144 43.29
Richard P. Burke 6,718 56.53
WRITE-IN. 22 .19
Over Votes 2
Under Votes 2,093

Wolsborn Farm Water Com Pos 5
Vote for 1
NO CANDIDATE FILED 0
WRITE-IN. 18 100.00
Over Votes 0
Under Votes 13

Tualatin Valley Water Com Pos 5
Vote for 1
Jim Doane 9,620 98.96
WRITE-IN. 101 1.04
Over Votes 0
Under Votes 4,258

Tualatin Hills Park & Rec Dir Pos 3
Vote for 1
Bob Scott 11,129 99.18
WRITE-IN. 92 .82
Over Votes 0
Under Votes 5,309

West Slope Water Com Pos 1
Vote for 1
Robert W. Rieck 777 98.98
WRITE-IN. 8 1.02
Over Votes 0
Under Votes 468

Tualatin Hills Park & Rec Dir Pos 4
Vote for 1
John Griffiths. 11,161 99.14
WRITE-IN. 97 .86
Over Votes 0
Under Votes 5,272

West Slope Water Com Pos 2
Vote for 1
A. P. DiBenedetto. 798 99.25
WRITE-IN. 6 .75
Over Votes 0
Under Votes 449

Tualatin Hills Park & Rec Dir Pos 5
Vote for 1
Greg Cody 4,646 33.25
Joe Blowers. 9,282 66.43
WRITE-IN. 44 .31
Over Votes 4
Under Votes 2,554

West Slope Water Com Pos 4
Vote for 1
John C. Horne 772 98.97
WRITE-IN. 8 1.03
Over Votes 0
Under Votes 473

Measure 26-89 Portland City
Vote for 1
Yes 91 79.82
No. 23 20.18
Over Votes 0
Under Votes 7



SUMMARY REPORT

Washington County
Special District Election
May 15, 2007

(Totals)

Run Date:05/31/07 09:35 AM

VOTES PERCENT

Measure 26-90 Portland City

Vote for 1		
Yes	90	81.08
No.	21	18.92
Over Votes	0	
Under Votes	10	

Measure 26-91 Portland City

Vote for 1		
Yes	61	54.95
No.	50	45.05
Over Votes	0	
Under Votes	10	

Measure 26-92 Portland City

Vote for 1		
Yes	76	67.86
No.	35	32.14
Over Votes	0	
Under Votes	9	

Measure 34-142 Forest Grove City

Vote for 1		
Yes	2,843	73.75
No.	1,012	26.25
Over Votes	0	
Under Votes	42	

Measure 34-143 Sherwood City

Vote for 1		
Yes	1,695	77.43
No.	494	22.57
Over Votes	0	
Under Votes	39	

Measure 34-143 Sherwood Annexation

Vote for 1		
Yes	8	61.54
No.	5	38.46
Over Votes	0	
Under Votes	0	

Double majority participation requirement statistics:


City of Forest Grove measure 34-142

Eligible Voters: 8702

Returned Ballots: 3897

Percentage returned: 44.78%

Double majority participation requirement not met, measure does not pass.



NUMBERED KEY CANVASS
 RUN DATE:05/31/07 09:37 AM


(Totals)

(Totals)
 REPORT-EL52 PAGE 0005

	VOTES PERCENT		VOTES PERCENT	
Multnomah ESD Dir. Pos. 2 At Large				
Vote for 1				
01 = Frederick (Rick) Okamura	39	25.83	03 = Zak Johnson	42 27.81
02 = John H. Kilian	69	45.70	04 = WRITE-IN	1 .66

	01	02	03	04

0366 366 WEST TUALATIN VIEW	2	1	2	1
0375 375 PORTLAND CITY	3	10	2	0
0378 378 CANYON LN	26	33	25	0
0386 386 RALEIGH PARK	8	25	13	0
0392 392 PORTLAND CITY COM 2	0	0	0	0




NUMBERED KEY CANVASS
RUN DATE:05/31/07 09:37 AM

(Totals)

(Totals)
REPORT-EL52 PAGE 0006

	VOTES			PERCENT		VOTES		PERCENT	
Multnomah ESD Dir. Pos. 6 At Large									
Vote for 1									
01 = Robert R. Weaver			35		22.73				
02 = Janice Gratton			118		76.62				
						03 = WRITE-IN		1	.65
	01	02	03						
0366 366 WEST TUALATIN VIEW	3	2	1						
0375 375 PORTLAND CITY	0	16	0						
0378 378 CANYON LN	18	68	0						
0386 386 RALEIGH PARK	14	32	0						
0392 392 PORTLAND CITY COM 2	0	0	0						



NUMBERED KEY CANVASS
 RUN DATE:05/31/07 09:37 AM

(Totals)
 REPORT-EL52 PAGE 0007


PCC Director Zone 5

(Totals)
 VOTES PERCENT

Vote for 1
 01 = David C. Squire
 02 = WRITE-IN

5,721 98.91
 63 1.09

	01	02
0306 306 TANASBOURNE	74	0
0352 352 BEAVERTON-CENTER	65	3
0353 353 WALKER ROAD-SOUTH	158	1
0355 355 MEADOW PARK	296	7
0357 357 HERITAGE PARK	148	3
0359 359 WATERHOUSE	395	2
0360 360 PHEASANT LANE	179	0
0361 361 MILLIKAN	71	1
0362 362 CEDAR HILLS	512	4
0363 363 BARNES RD	386	4
0364 364 MCDANIEL RD	162	0
0365 365 LEAHY RD	1	0
0366 366 WEST TUALATIN VIEW	2	0
0367 367 THOMPSON RD	327	3
0371 371 OAK HILLS	163	1
0372 372 RIDGEWOOD SCHOOL	239	1
0377 377 BETHANY EAST	101	1
0378 378 CANYON LN	143	1
0379 379 HALL BLVD	124	0
0383 383 BEAVERTON-HILLSDALE	193	3
0384 384 GARDEN HOME	289	0
0385 385 PORTLAND GOLF CLUB	399	8
0386 386 RALEIGH PARK	480	7
0387 387 SUNSET CORRIDOR	9	0
0388 388 WHITFORD	24	0
0391 391 PORTLAND CITY	21	0
0392 392 PORTLAND CITY COM 2	13	0
0393 393 MONTCLAIR	58	0
0399 399 METZGER	219	8
0400 400 WASHINGTON SQUARE	207	5
0401 401 MAYO STREET	154	0
0441 441 PORTLAND CITY SOUTH	6	0
0448 448 CEDAR HILLS	31	0
0449 449 CANYON/217	0	0
0452 452 JOHNSON/185TH	72	0



NUMBERED KEY CANVASS
 RUN DATE:05/31/07 09:37 AM

(Totals)
 REPORT-EL52 PAGE 0008


PCC Director Zone 7

Vote for 1

- 01 - Marilyn McGlasson
- 02 - WRITE-IN

(Totals)
 VOTES PERCENT
 10.037 98.22
 182 1.78


	01	02
0301 301 RURAL NW COUNTY	321	7
0305 305 BANKS	162	3
0307 307 WILLOW CREEK	209	6
0308 308 BLOOMING FERN HILL	92	0
0309 309 HAWTHORNE FARMS	313	5
0310 310 DILLEY	144	1
0311 311 LAURELWOOD	64	2
0312 312 HAGG LAKE	81	0
0313 313 HILLSBORO-UNINCORP	36	1
0314 314 GLENCOE	128	3
0315 315 HELVETIA	70	0
0316 316 PUMPKIN RIDGE	137	5
0317 317 VERBOORT	76	7
0318 318 MINTER BRIDGE	337	7
0319 319 QUATAMA STREET	77	4
0321 321 GASTON	30	1
0324 324 CHERRY GROVE	50	2
0326 326 RURAL BANKS	299	1
0327 327 BROWN MIDDLE SCHOOL	298	9
0328 328 FARMINGTON VIEW	170	1
0329 329 CENTURY SCHOOL	332	8
0330 330 NORTH PLAINS	142	5
0332 332 ORENCO STATION	302	8
0333 333 JOHN OLSEN	0	0
0334 334 DIXIE MOUNTAIN	10	0
0335 335 JACKSON SCHOOL	475	12
0336 336 FAIRGROUNDS	319	12
0337 337 WALNUT ST	382	12
0338 338 CORNELIUS	312	3
0339 339 FOREST GROVE-EAST	836	1
0340 340 FOREST GROVE-WEST	1043	9
0341 341 CORNELIUS-SCHEFFLIN	46	0
0342 342 DAVID HILL RD	15	0
0343 343 MOOBERRY	471	9
0344 344 HILLSBORO CENTRAL	402	8
0345 345 W/HILLSBORO UNINCORP	13	0
0346 346 CORNELIUS/TUAL RIVER	26	1
0347 347 FG/TUALATIN RIVER	2	0
0359 359 WATERHOUSE	3	0
0368 368 SOMERSET	301	1
0369 369 COLUMBIA AVE	210	5
0370 370 ROCK CREEK	212	6
0371 371 OAK HILLS	123	4
0373 373 CORNELIUS PASS	47	1
0374 374 JACOBSON RD	0	0
0376 376 WESTVIEW	234	4
0377 377 BETHANY EAST	218	1
0394 394 CORNELIUS EAST	4	0
0422 422 FG NORTH/UNINCORP	9	0
0430 430 BALD PEAK	11	0
0439 439 PCC	23	0
0440 440 HILLSBORO-SOUTH	18	0
0444 444 SPRINGVILLE	156	0
0447 447 BETHANY WEST	233	7
0456 456 NORTH FOREST GROVE	13	0



NUMBERED KEY CANVASS
RUN DATE:06/31/07 09:37 AM

(Totals)
REPORT-EL52 PAGE 0197

	(Totals)			
	VOTES	PERCENT	VOTES	PERCENT
Portland School District #LJT Dir Zone 1				
Vote for 1				
01 = Ruth Adkins	181	71.26		
02 = Douglas F. Morgan	72	28.35		
			03 = WRITE-IN	1 .39
	01	02	03	
0366 366 WEST TUALATIN VIEW	5	3	0	
0375 375 PORTLAND CITY	15	16	0	
0378 378 CANYON LN	108	33	1	
0386 386 RALEIGH PARK	53	20	0	
0392 392 PORTLAND CITY COM 2	0	0	0	




NUMBERED KEY CANVASS
RUN DATE:05/31/07 09:37 AM

(Totals)
REPORT-EL52 PAGE 0198

		(Totals)			
		VOTES	PERCENT	VOTES	PERCENT
Portland School District #1JT Dir Zone 2					
Vote for 1					
01 = David Wynde		144	70.94		
02 = Michele Schultz		58	28.57		
				03 = WRITE-IN	1 .49

		01	02	03	

0366 366 WEST TUALATIN VIEW		3	2	1	
0375 375 PORTLAND CITY		23	3	0	
0378 378 CANYON LN		69	41	0	
0386 386 RALEIGH PARK		49	12	0	
0392 392 PORTLAND CITY COM 2		0	0	0	



NUMBERED KEY CANVASS
RUN DATE:05/31/07 09:37 AM

(Totals)
REPORT-EL52 PAGE 0199

(Totals)

VOTES PERCENT


Portland School District #1JT Dir Zone 3

Vote for 1

01 - Bobbie Regan
02 - WRITE-IN

201 98.53
3 1.47

	01	02
0366 366 WEST TUALATIN VIEW	9	0
0376 375 PORTLAND CITY	29	0
0378 378 CANYON LN	107	3
0386 386 RALEIGH PARK	56	0
0392 392 PORTLAND CITY COM 2	0	0



NUMBERED KEY CANVASS
RUN DATE:05/31/07 09:37 AM

(Totals)

(Totals)
REPORT-EL52 PAGE 0200

VOTES PERCENT

Portland School District #1JT Dir Zone 7

Vote for 1


01 = Dilafruz Williams
02 = WRITE-IN

174 97.75
4 2.25

01 02

0366 366 WEST TUALATIN VIEW
0375 375 PORTLAND CITY
0378 378 CANYON LN
0386 386 RALEIGH PARK
0392 392 PORTLAND CITY COM 2

9 0
16 2
97 2
52 0
0 0



NUMBERED KEY CANVASS
RUN DATE:05/31/07 09:37 AM


(Totals)

(Totals)
REPORT-EL52 PAGE 0264

	VOTES	PERCENT
Measure 26-89 Portland City		
Vote for 1		
01 = Yes	91	79.82
02 = No	23	20.18

	01	02

0331 331 PORTLAND/BARNES	0	0
0376 375 PORTLAND CITY	33	7
0391 391 PORTLAND CITY	33	9
0392 392 PORTLAND CITY COM 2	17	6
0441 441 PORTLAND CITY SOUTH	8	1



NUMBERED KEY CANVASS
RUN DATE:05/31/07 09:37 AM

(Totals)
REPORT-EL52 PAGE 0265

(Totals)

VOYES PERCENT


Measure 26-90 Portland City
Vote for 1
01 = Yes
02 = No

90 81.08
21 18.92

01 02

0331 331 PORTLAND/BARNES
0375 375 PORTLAND CITY
0391 391 PORTLAND CITY
0392 392 PORTLAND CITY COM 2
0441 441 PORTLAND CITY SOUTH

0 0
37 3
31 8
17 6
5 4



NUMBERED KEY CANVASS
RUN DATE:05/31/07 09:37 AM

(Totals)

(Totals)
REPORT-EL52 PAGE 0266

Measure 26-91 Portland City

VOTES PERCENT

Vote for 1


01 = Yes

61 54.95

02 = No

50 45.05

	01	02
0331 331 PORTLAND/BARNES	0	0
0375 375 PORTLAND CITY	27	11
0391 391 PORTLAND CITY	23	17
0392 392 PORTLAND CITY COM 2	8	16
0441 441 PORTLAND CITY SOUTH	3	6



NUMBERED KEY CANVASS
RUN DATE:05/31/07 09:37 AM

(Totals)
REPORT-EL52 PAGE 0267

(Totals)

VOTES PERCENT

Measure 26-92 Portland City

Vote for 1

01 = Yes	76	67.86
02 = No	36	32.14

-----	01	02

0331 331 PORTLAND/BARNES	0	0
0375 375 PORTLAND CITY	21	17
0391 391 PORTLAND CITY	29	11
0392 392 PORTLAND CITY COM 2	22	4
0441 441 PORTLAND CITY SOUTH	4	4

